

Swifts® SRF heavy duty and XRF extra heavy duty

cable tray systems

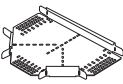
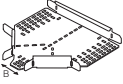
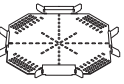

SRF HEAVY DUTY									
	TRAY		COUPLERS	FITTINGS					
	Widths (mm)	Straight lengths (3 m) F = finish	Coupler sets F = finish	Universal bracket F = finish	90° Flat bends ¹ F = finish	Adjustable bends F = finish	90° Inside risers ¹ F = finish	90° Outside risers ¹ F = finish	Adjustable risers ⁽²⁾ F = finish
SRF HEAVY DUTY									
	75	SRFL 75 F	SRFC F	SRFUB F	SRFB 75 F	SRFAB 75 F	SRFIR 75 F	SRFOR 75 F	SRFAR 75 F
	100	SRFL 100 F	SRFC F	SRFUB F	SRFB 100 F	SRFAB 100 F	SRFIR 100 F	SRFOR 100 F	SRFAR 100 F
	150	SRFL 150 F	SRFC F	SRFUB F	SRFB 150 F	SRFAB 150 F	SRFIR 150 F	SRFOR 150 F	SRFAR 150 F
	225	SRFL 225 F	SRFC F	SRFUB F	SRFB 225 F	SRFAB 225 F	SRFIR 225 F	SRFOR 225 F	SRFAR 225 F
	300	SRFL 300 F	SRFC F	SRFUB F	SRFB 300 F	SRFAB 300 F	SRFIR 300 F	SRFOR 300 F	SRFAR 300 F
	450	SRFL 450 F	SRFC F	SRFUB F	SRFB 450 F		SRFIR 450 F	SRFOR 450 F	SRFAR 450 F
	600	SRFL 600 F	SRFC F	SRFUB F	SRFB 600 F	–	SRFIR 600 F	SRFOR 600 F	SRFAR 600 F
	750	SRFL 750 F	SRFC F	SRFUB F	SRFB 750 F	–	SRFIR 750 F	SRFOR 750 F	SRFAR 750 F
900	SRFL 900 F	SRFC F	SRFUB F	SRFB 900 F	–	SRFIR 900 F	SRFOR 900 F	SRFAR 900 F	

(1) 60°, 45° and 30° angles need to have angle included in order code, ie. SRFB 300 60 G

(2) Extra long adjustable risers also available. Code as adjustable riser and insert X. Example : SRFAXR W F (p. 21)

XRF EXTRA HEAVY DUTY									
	TRAY		COUPLERS	FITTINGS					
	Widths (mm)	Straight lengths (3 m) F = finish	Coupler sets F = finish	Universal bracket F = finish	90° Flat bends ¹ F = finish	Adjustable bends F = finish	90° Inside risers ¹ F = finish	90° Outside risers ¹ F = finish	Adjustable risers F = finish
XRF EXTRA HEAVY DUTY				No universal brackets are available on XRF extra heavy duty		No adjustable bends are available on XRF extra heavy duty			No adjustable risers are available on XRF extra heavy duty
	100	XRFL 100 F	XRFC F	–	XRFB 100 F	–	XRIFIR 100 F	XRIFOR 100 F	–
	150	XRFL 150 F	XRFC F	–	XRFB 150 F	–	XRIFIR 150 F	XRIFOR 150 F	–
	225	XRFL 225 F	XRFC F	–	XRFB 225 F	–	XRIFIR 225 F	XRIFOR 225 F	–
	300	XRFL 300 F	XRFC F	–	XRFB 300 F	–	XRIFIR 300 F	XRIFOR 300 F	–
	450	XRFL 450 F	XRFC F	–	XRFB 450 F	–	XRIFIR 450 F	XRIFOR 450 F	–
600	XRFL 600 F	XRFC F	–	XRFB 600 F	–	XRIFIR 600 F	XRIFOR 600 F	–	

1 : 60°, 45° and 30° angles need to have angle included in order code, ie. XRFB 300 60 G

FITTINGS			
Equal tees F = finish 	Unequal tees B = branch F = finish 	4 way crosspieces F = finish 	Straight reducers K = reduced width F = finish 
SRFT 75 F	SRFUT 75 B F	SRFX 75 F	-
SRFT 100 F	SRFUT 100 B F	SRFX 100 F	SRFR 100 K F
SRFT 150 F	SRFUT 150 B F	SRFX 150 F	SRFR 150 K F
SRFT 225 F	SRFUT 225 B F	SRFX 225 F	SRFR 225 K F
SRFT 300 F	SRFUT 300 B F	SRFX 300 F	SRFR 300 K F
SRFT 450 F	SRFUT 450 B F	SRFX 450 F	SRFR 450 K F
SRFT 600 F	SRFUT 600 B F	SRFX 600 F	SRFR 600 K F
SRFT 750 F	SRFUT 750 B F	SRFX 750 F	SRFR 750 K F
SRFT 900 F	SRFUT 900 B F	SRFX 900 F	SRFR 900 K F


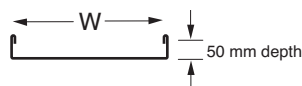
Key : selecting SRF heavy duty fittings

Replace the letters shown in red with your choice from the following options :
A = Angle (°) : 60, 45 and 30 (90 standard and does not need to be included in order code)


B = Branch width (mm) : 75, 100, 150, 225, 300, 450, 600, 750, 900

F = Finish : **G** (hot dip galvanised after manufacture), **D** (deep galvanised steel), **PG** (pre-galvanised steel), **S** (stainless steel), **E** (powder coated black RAL 9005)

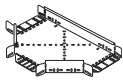
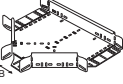
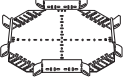

K = Narrowed width when using a reducer (mm) :
 75, 100, 150, 225, 300, 450, 600, 750



Inside riser. See p. 21



Flat bend. See p. 21

FITTINGS			
Equal tees F = finish 	Unequal tees B = branch F = finish 	4 way crosspieces F = finish 	Straight reducers K = reduced width F = finish 
XRFT 100 F	XRFUT 100 B F	XRFX 100 F	-
XRFT 150 F	XRFUT 150 B F	XRFX 150 F	XRFR 150 K F
XRFT 225 F	XRFUT 225 B F	XRFX 225 F	XRFR 225 K F
XRFT 300 F	XRFUT 300 B F	XRFX 300 F	XRFR 300 K F
XRFT 450 F	XRFUT 450 B F	XRFX 450 F	XRFR 450 K F
XRFT 600 F	XRFUT 600 B F	XRFX 600 F	XRFR 600 K F


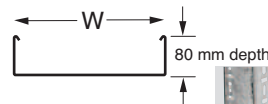
Key : selecting XRF extra heavy duty fittings

Replace the letters shown in red with your choice from the following options :
A = Angle (°) : 60, 45 and 30 (90 standard and does not need to be included in order code)


B = Branch width (mm) : 100, 150, 225, 300, 450

F = Finish : **G** (hot dip galvanised after manufacture), **D** (deep galvanised steel), **S** (stainless steel)

K = Narrowed width when using a reducer (mm) : 100, 150, 225, 300, 450



Inside riser, p. 23



Flat bend, p. 22