

MASTERLINE Extreme, 12 fibers ODC-2 Plug to LC Uniboot, singlemode A2

Features

- Pre-assembled plug & play cabling system
- Terminated with ODC-2 plug connectors on RRH side
- BTS side terminated with LC Uniboot connectors
- Ruggedized design with robust break-out cables
- Robust pulling tube for cable lifting
- Connectors numbered for easy channel identification
- Easy and time-saving installation

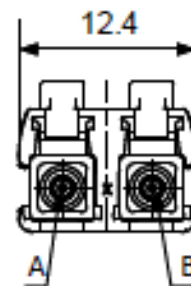
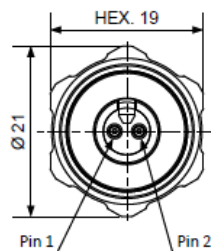


Technical data

Specifications

| Description | Side A / RRH | Side B / BTS |
|--|----------------|---|
| Number of fibers | 12 | 12 |
| Number of FO connectors | 6 | 6 |
| FO connector | ODC-2 Plug | LC Uniboot |
| Divider | extreme medium | classic small |
| Outer diameter divider | 22mm | 21.5mm |
| Break-out type | staggered | staggered |
| Break-out lengths | 0.55m / 0.64m | 0.55m / 0.60m / 0.65m / 0.70m / 0.75m / 0.80m |
| Break-out cable diameter | 5mm | 2.1mm |
| Outer diameter pulling tube with pulling eye | 60 mm | |
| Outer diameter protection tube | | 36mm |

Front View



MASTERLINE Extreme, 12 fibers ODC-2 Plug to LC Uniboot, singlemode A2

Channel Allocation



| Connector side A | | Fiber | Marking | Connector side B | |
|------------------|-------|-------|---------|------------------|-------------|
| Connector 1 | PIN 1 | 1 | 1 | B | Connector 1 |
| | PIN 2 | 2 | | A | |
| Connector 2 | PIN 1 | 3 | 2 | B | Connector 2 |
| | PIN 2 | 4 | | A | |
| Connector 3 | PIN 1 | 5 | 3 | B | Connector 3 |
| | PIN 2 | 6 | | A | |
| Connector 4 | PIN 1 | 7 | 4 | B | Connector 4 |
| | PIN 2 | 8 | | A | |
| Connector 5 | PIN 1 | 9 | 5 | B | Connector 5 |
| | PIN 2 | 10 | | A | |
| Connector 6 | PIN 1 | 11 | 6 | B | Connector 6 |
| | PIN 2 | 12 | | A | |

Environmental data

| Characteristics | Tested acc. to | Values |
|-----------------------|----------------|---------------------------|
| Operating temperature | IEC 61300-2-22 | -40 to +85°C |
| Mating durability | IEC 61300-2-2 | 100 cycles |
| Ingress protection | IEC 60529 | IP68 |
| Vibration | IEC 61300-2-1 | passed 10 to 500 Hz / 10g |
| Shock | IEC 61300-2-9 | passed 50 g |

Technical data for connector

Construction

| Description | Connector left | Connector right |
|----------------|---|---|
| Type | ODC-2 Plug | LC Uniboot |
| |  |  |
| Insertion Loss | typ. ≤ 0.2 dB 97% ≤ 0.45 dB | typ. ≤ 0.3 dB |
| Return Loss | ≥50 dB | ≥50 dB |

MASTERLINE Extreme, 12 fibers ODC-2 Plug to LC Uniboot, singlemode A2

Technical data for FO cable

Construction

| Description | Size | |
|------------------------|---|------------|
| Cable type | Rodent-protected, glass-armoured, jellyfree Cable, CPR listed | |
| Fiber type | E9/125-SM G.657.A2 | |
| Jacket material | LSFH™ | |
| Cable diameter | 7mm | |
| Min. bending radius | during installation | 110 mm |
| | in service | 70 mm |
| Cable tensile strength | during installation | 2000 N |
| | in service | 1200 N |
| Cable crush resistance | long term | 2'000 N/dm |
| | short term | 5'000 N/dm |
| Fire propagation | IEC 60332-1-2 | |
| | IEC 60332-3-25 | |

Ordering information

| Length | Item no | Masterline code |
|--------|----------|--------------------------------|
| 10 m | 85145066 | EH012_E0010A_MM055ZG055ZA18USS |
| 20 m | 85069256 | EH012_E0020C_MM055ZG055ZA48USS |
| 30 m | 85069255 | EH012_E0030C_MM055ZG055ZA48USS |
| 40 m | 85077987 | EH012_E0040C_MM055ZG055ZA48USS |
| 50 m | 85069028 | EH012_E0050C_MM055ZG055ZA48USS |
| 60 m | 85069254 | EH012_E0060C_MM055ZG055ZA48USS |
| 70 m | 85069253 | EH012_E0070C_MM055ZG055ZA48USS |
| 80 m | 85069252 | EH012_E0080C_MM055ZG055ZA48USS |
| 100 m | 85069031 | EH012_E0100D_MM055ZG055ZA48USS |
| 150 m | 85078511 | EH012_E0150D_MM055ZG055ZA48USS |