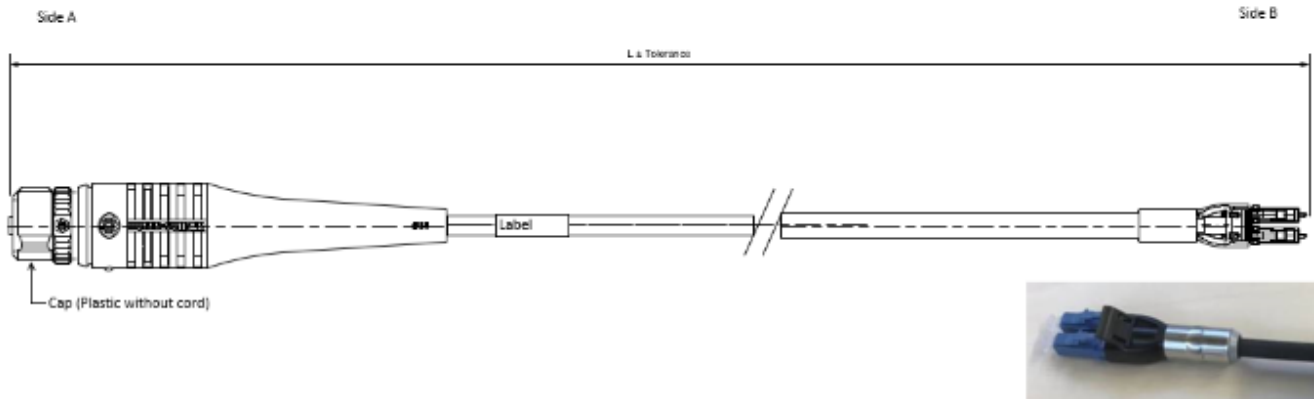


ODC-2 extension to LC Duplex, singlemode A2 4.8 mm glass-armoured riser

Description



Technical data for assembly

Construction

Description	Connector left	Connector right
Front view		

Channel allocation

		Side B	
		A	B
ODC	Pin1		X
	Pin2	X	
Code 1			

Mechanical data

Characteristics	Tested acc. to	Values
Vibration	IEC 61200-2-1	passed 10 to 500 Hz / 10 g
Shock	IEC 61200-2-9	passed 100 g
Mechanical Performance left side (tensile load)		≤ 800 N
Mechanical Performance right side (tensile load)		≤ 2 x 100 N



ODC-2 extension to LC Duplex, singlemode A2 4.8 mm glass-armoured riser

Environmental data

Characteristics	Conditions	Tested acc. to	Values
Temperature range	During installation	IEC 61300-2-22	-10°C to +50°C
	In service	IEC 61300-2-22	-40°C to +85°C
	In storage	IEC 61300-2-22	-40°C to +85°C

Technical data for connector

Construction

Description	Connector left	Connector right
Type	ODC-2 Extension	LC Duplex
		
Insertion Loss	typ. ≤ 0.20 dB $97\% \leq 0.45$ dB	typ. ≤ 0.30 dB
Return Loss	≥ 50 dB	≥ 50 dB

Technical data for FO cable

Construction

Description	Size	
Type	Rodent-protected, glass-armoured, Riser Cable, UL and CPR listed	
Jacket material	LSFH™	
Diameter cable	4.8 mm	
Min. bending radius	during installation	20 mm
	in service	20 mm
Fiber type	E9/125-SM G.657.A2	
Cable tensile strength	during installation	1000 N
	in service	500 N
Cable crush resistance	long term	6'000 N/dm
	short term	20'000 N/dm
Fire propagation	IEC 60332-1-2	
Fire propagation	IEC 60332-3	

ODC-2 extension to LC Duplex, singlemode A2 4.8 mm glass-armoured riser

Ordering information

Length	Item no.	Assembly code
3m	85198891	MR02_ODE5_LCUD_A248X_03.0_SS
5m	85198893	MR02_ODE5_LCUD_A248X_05.0_SS
10m	85198897	MR02_ODE5_LCUD_A248X_10.0_SS