

MAFI 3610*

Raking Tower Leg Offset Family



MAFI 3610

Designed for mounting an equipment pole on a raking parent pole or tower leg. The kits consists of a pair of brackets with all necessary fixings.

Flexibility

The 3610 can be mounted on any round member from $\text{Ø}76 - 139$ mm as well as equal-angle or square section members from $60 \times 60 - 120 \times 120$ mm, while the 3613 can be mounted on any round member from $\text{Ø} 139 - 245$ mm as well as equal-angle or square section members from $120 \times 120 - 200 \times 200$ mm.

Offset poles for either kit can range from $\text{Ø} 60 - 114$ mm with a maximum upper offset of 350 mm c/c and a lower fixed offset of 250 mm c/c.

Detailed design data

Detailed design data for this product can be found at www.mafi.se.


How to Order

To order this kit, please contact MAFI quoting article number:

3610 or E-order number (SEG): **6000676**

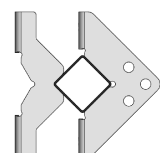
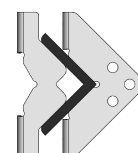
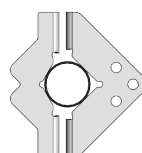
3613 or E-order number (SEG): **6000677**

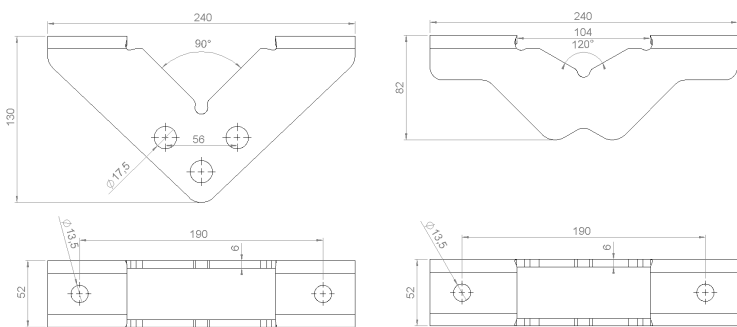
Contact information can be found at www.mafi.se.



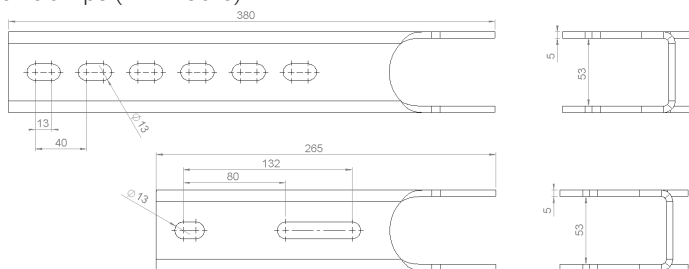
MAFI 3610
Content of kit

MAFI 3613
Content of kit

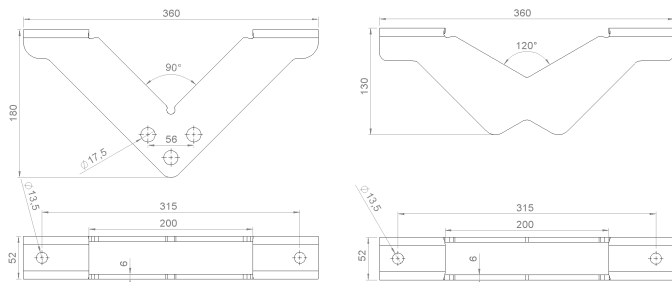




Small clamps (MAFI 3610)



Shared offset brackets



Large clamps (MAFI 3613)

Part list

Parts	Material	Quantity
Clamps	S355MC FZV	4
Brackets	S355MC FZV	2
U-bolts M12	A4 or 8.8 FZV	2
Threaded rods M12	8.8 FZV	4
Nuts and washers M12	8.8 FZV	-

Package data

Product	Length (mm)	Width (mm)	Height (mm)	Weight (kg)
3610	440	280	80	11.8
3613	500	400	100	16.5

Product options

MAFI 2867-1; U-bolt kit for attaching Ø 114 equipment tube.

Parent pole/leg



Art. no. 3610:

60 × 60 – 120 × 120 mm

Art. no. 3613:

120 × 120 – 200 × 200 mm



Art. no. 3610:

Ø 76.1 – 139.7 mm

Art. no. 3613:

Ø 139.7 – 244.5 mm



Art. no. 3610:

60 × 60 – 120 × 120 mm

Art. no. 3613:

120 × 120 – 200 × 200 mm

Equipment pole



Ø 60 – 76 mm

(Ø 114 mm as option)

Tightening torque

Bolt M16: 210 Nm

Threaded rods M12: 31 Nm

U-bolts M12: 31 Nm



EN 1090

Design resistance data

The load limits given in this data sheet apply to the MAFI product only. The designer should always check that the supporting structure can safely carry the loads applied to it by the MAFI product.

Vertical load

Max Supported Equipment mass (including weight of offset pole) MAFI 3610/3613 = 250 kg

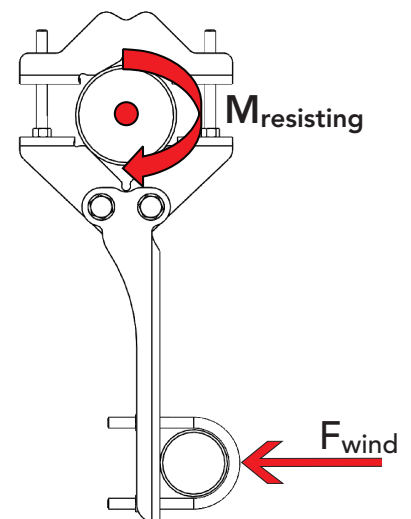
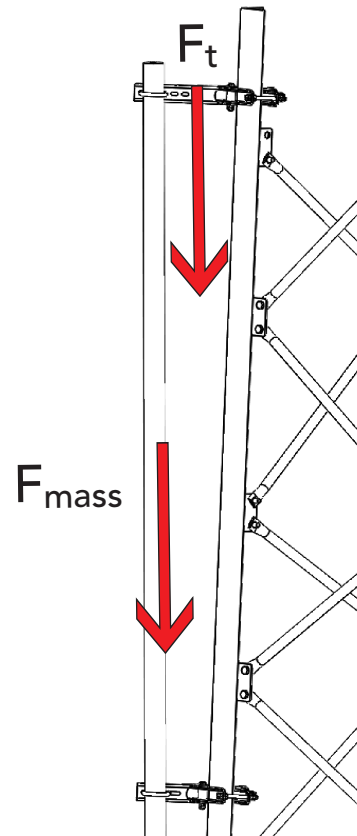
Ultimate Transient Man-Load (F_t) MAFI 3610/3613 = 2.4 kN

Horizontal load

Ultimate transient horizontal load per offset arm (F_{wind}) = 4000 N

Rotational slip resistance

When high side forces can be expected, use the table below to check for rotational slip when mounting on a circular pole. Use ultimate loads and equipment offset to calculate the applied torque.



Resisting torque per single bracket

Parent Pole \varnothing (mm)	Torque (Nm)
42.3	152
48.3	178
60.3	230
76.1	298
88.9	353
101.6	408
114.3	462
152.4	627
168.9	698